

Citrix Gateway Endpoint Analysis

Contents

Summary..... 2

Requirements 2

Installation..... 3

Uninstall..... 5

Summary

The Citrix Gateway Endpoint Analysis client is used for enabling Smart Access Capabilities for Humana business partners with Launchpad.humana.com.

These features are only available on approved and trusted business partner workstations.

Requirements

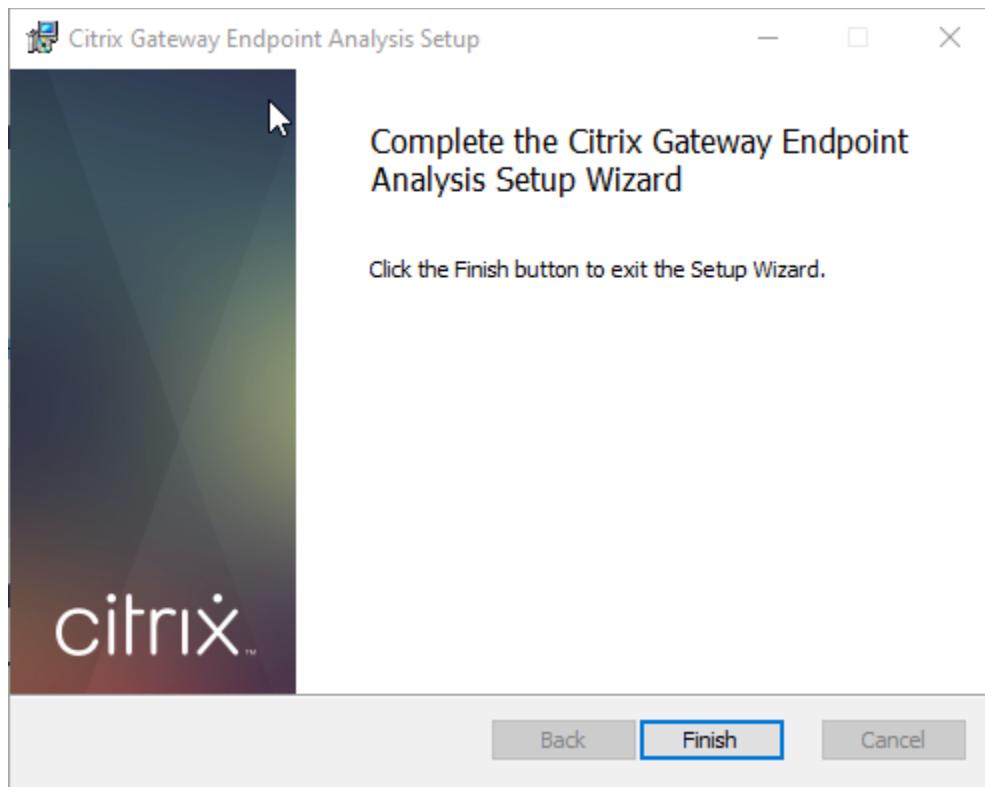
- **Operating System:** Windows 10
- **Browser:** Internet Explorer 11 or higher, Microsoft Edge, Chrome (latest version), Firefox (latest version)
- Administrator access

Installation

1. Browse to “https://launchpad.humana.com/logon/LogonPoint/nsepa_setup.exe”
2. When prompted, choose a download location and click Save.
3. Open Windows Explorer and browse to the download location from step 1 and double-click “nsepa_setup.exe”.
4. At the License Agreement screen, click Install

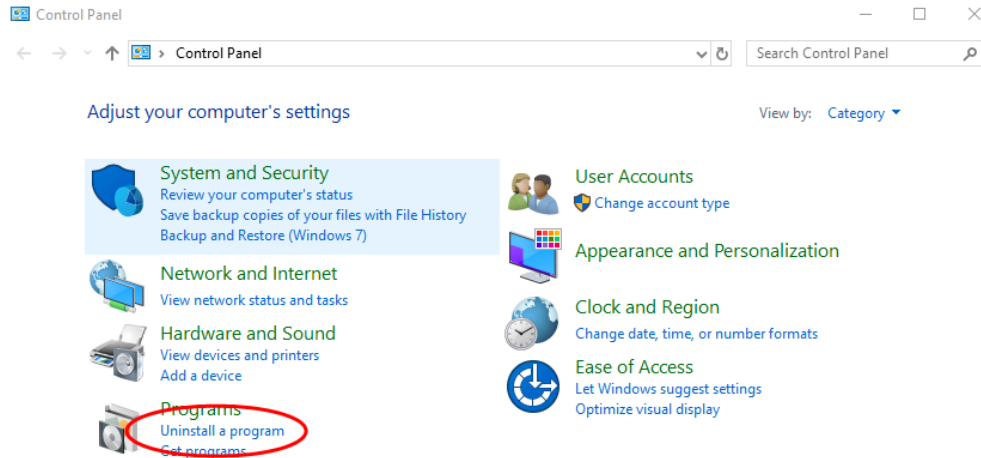


5. When the installation is complete, click Finish.

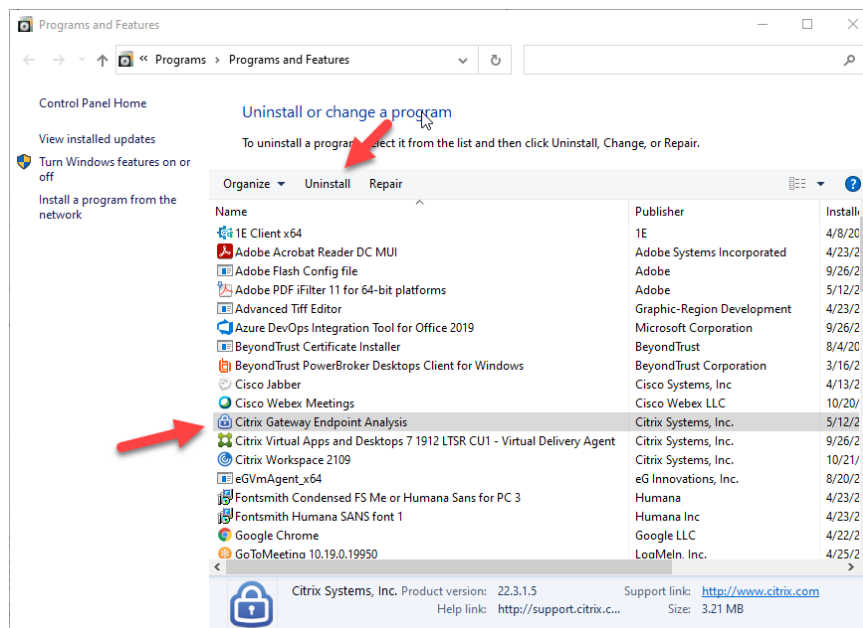


Uninstall

1. Click the Start button, then Control Panel, then Uninstall Program



2. Locate and click “Citrix Gateway Endpoint Analysis” and click the Uninstall button



3. Click Yes to begin the uninstall

